

PCX-WTG

PCX-WTG Two Screw Pump Series

**Shanley Pump
& Equipment, Inc.**










PCX-WTG

Features and Benefits

- Internally, the pump only has non-wearing, rolling contact between the two screws, and zero contact between the screws and the liner
- Axial loads are balanced, no wear plate or end clearance to adjust, no overhung loads
- Radial loads are compensated for by oversized rotor bushes, which also prevent contact between the screws and the liner
- The PCX-WTG maintenance friendly design incorporates a replaceable cartridge for easy repair, and only one component in inventory
- A full housing jacket ensures thorough heating into the seal chamber, to reduce the frequency of maintenance headaches and costs
- The sealing chamber is under suction pressure, reducing leakage and maintenance costs
- Additionally, the PCX-WTG operates at direct motor speeds, eliminating the need for a gearbox or v-belt drive

Typical Applications

-  Asphalt and PMA
-  Pitch
-  Tar
-  Lube Oil
-  Fuel Oil
-  Diesel Oil
-  Vacuum Gas Oil (VGO)

Operating Conditions

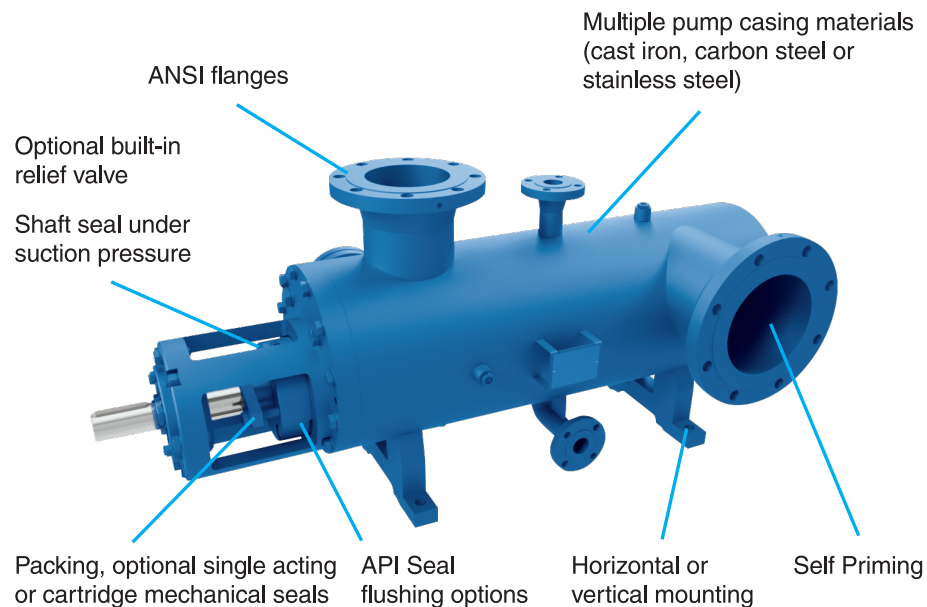
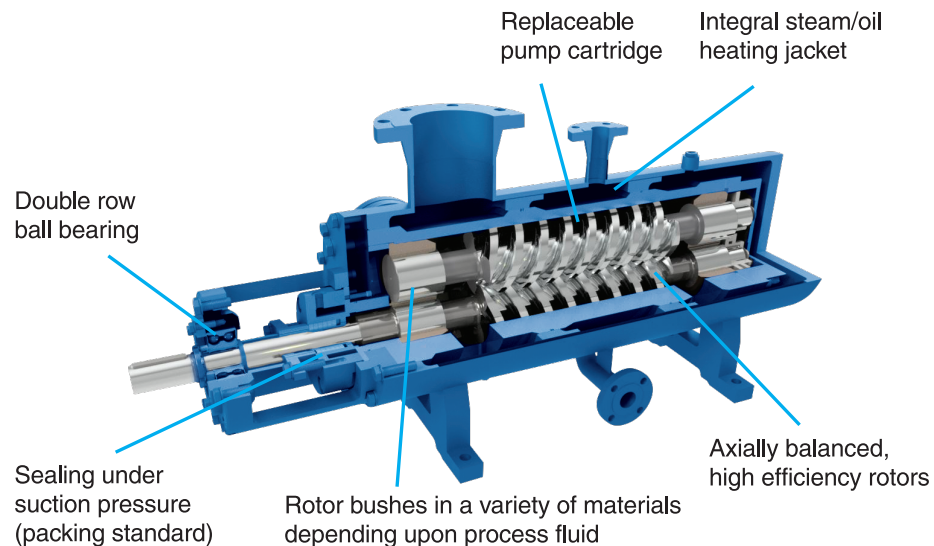
FLOW RATE 5 to 2200 GPM

VISCOSITY RANGE 1 to 100,000 cSt

OUTLET PRESSURE RANGE 15 to 232 psig

INLET PRESSURE RANGE Vacuum to 145 psig

TEMPERATURE RANGE Up to 572°F



 **Shanley Pump & Equipment, Inc.**
2525 S. Clearbrook Drive
Arlington Heights, IL 60005
P: (847) 439-9200
F: (847) 439-9388
sales@shanleypump.com
www.shanleypump.com